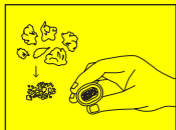



First Session

Première session




1 Grind material and pack tightly into oven.

Broyer le matériau et emballer fermement dans le four.



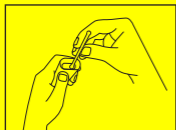
2 Press and release mouthpiece to power on your PAX MINI.

Appuyez et relâchez l'embout buccal pour allumer votre PAX MINI.



3 Wait for "X" to turn green. Enjoy. Remember: sip don't rip.

Attendez que "X" devienne vert. Prendre plaisir. N'oubliez pas : sirotez, ne déchirez pas.

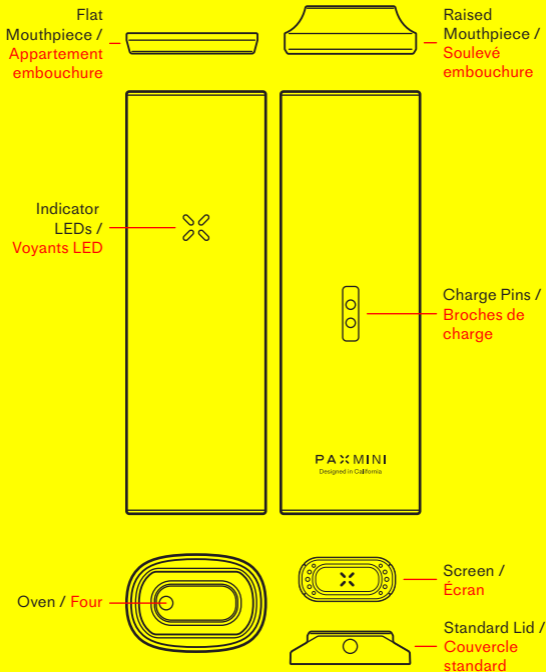


4 Use included maintenance kit to clean device every 3-5 uses.

Utilisez le kit de maintenance inclus pour nettoyer l'appareil toutes les 3 à 5 utilisations.

Device Anatomy

Anatomie de l'appareil



Read all the safety information included before using this device.
Lisez toutes les informations de sécurité incluses avant d'utiliser cet appareil.